

Hey there,

Wiggle into your water wings and slather on SPF. I'm hosting a pool party.

...an immersion pool party, that is! What's that?

Immersion is when coffee grinds and water mingle for an extended period of time. All this mingling and floating of flavors results in a big, bold cup of coffee that'll make you want to dive right in. Best of all, I'm an incredible host that makes post-party clean-up a breeze.

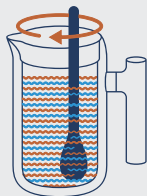
Come on in, the coffee's fine.

love, Clara

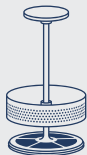
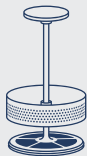
# How to brew the perfect batch with Clara:



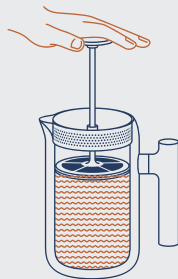
1. Remove the lid.
2. Using the **ratio aid lines**, fill coarse grounds to the coffee line (60 grams).
3. Fill 195°F–205°F water to the water line (840 grams).



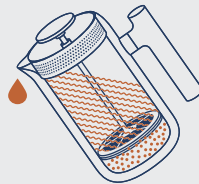
4. Put that **agitation stick** to work!  
Stir for 30 seconds making sure to reach the bottom and sides of Clara to break up any clumps. Agitation disperses the coffee grounds for even extraction and balanced flavors.



As a starting point, we recommend a 1:14 coffee-to-water ratio—that's where our ratio lines are set—but dialing in your preferred cup takes practice and experimentation! For lighter roasted coffee, we recommend a 1:12 while dark roast flavor notes shine at 1:15.



5. Set the **enhanced mesh filter** just above the water level and put the lid back on. Press down slightly (around 1 cm) to make sure the blooming coffee is submerged.
6. Sit tight for four minutes.
7. Plunge!



8. Now, pour that good stuff straight into your favorite mug. If you don't want to drink it all at once, Clara's **heat-lock double-wall vacuum** will keep your coffee warm.
9. When you're done, rinse Clara with warm soapy water and watch the grinds slide right out thanks to the **easy clean non-stick coating**.

FELLOW®

# Clara French Press

## Safety and Use Guide

Please read this guide completely before use. Improper handling may result in product damage or an accident. Please keep this guide for future reference.



Dishwasher  
Filter Only



Dishwasher  
All Non-Filter Pieces



Microwave



Oven

## Important Safety Notes

Check your Clara French Press to ensure that all pieces of product are accounted for and installed correctly. Do not use if parts are missing.

Do not use if you see signs of cracking, chipping, or any other abnormalities.

If your Clara French Press is holding hot liquid, keep away from children and pets.

Please pay attention when setting down. Clara French Press is sturdy stainless steel but will dent if dropped on hard surfaces!

Clara French Press is stainless steel and not microwave safe.

Please use our agitation stick for stirring contents in your Clara French Press. Do not use any metal stirring utensils in your Clara French Press. This will scratch the non-stick finish.

Do not let children use.

## Use Instructions

### Preparation Before Use

Apply liquid dish soap to a soft sponge and wash thoroughly.

### Cleaning and Maintenance

Only Clara French Press's filter is dishwasher safe. Before putting the filter in the dishwasher, please unscrew it from the lid.

The carafe, lid, and agitation stick are not dishwasher safe. Please hand wash the carafe, lid, and agitation stick.

For hand washing, use only liquid dish soap. Do not use chlorine, bleach, or other chemicals to clean. Let air or towel dry thoroughly.

Using a coarse sponge, brush, or other rough surface will scratch the outer and interior surfaces of Clara French Press. Use only a soft sponge.

[Fellowproducts.com](http://Fellowproducts.com)